

Flexibility by modular design



DUO-RAIL[®]

Containment Levels T1, T2, T3, N2, H1 and H2 according to EN 1317-2



- ▶ The human being stands in the centre of traffic and environmental policy and in the focus of all our actions
- ▶ The road network has become an indispensable part of our living standard
- ▶ Road safety equipment has an important influence on the consequences of accidents
- ▶ The development of road safety systems helps to continuously reduce the number of road casualties
- ▶ Our road restraint systems that have proven their quality in various tests and in many years of practice make an important contribution to this
- ▶ EN ISO 9001 certification is the basis for the quality of our production



DUO-RAIL®

DUO-RAIL® is a mobile protective steel barrier in a modular design. It was developed to meet all requirements for both the protection of construction sites on roads and as a permanent road safety system for highway medians.

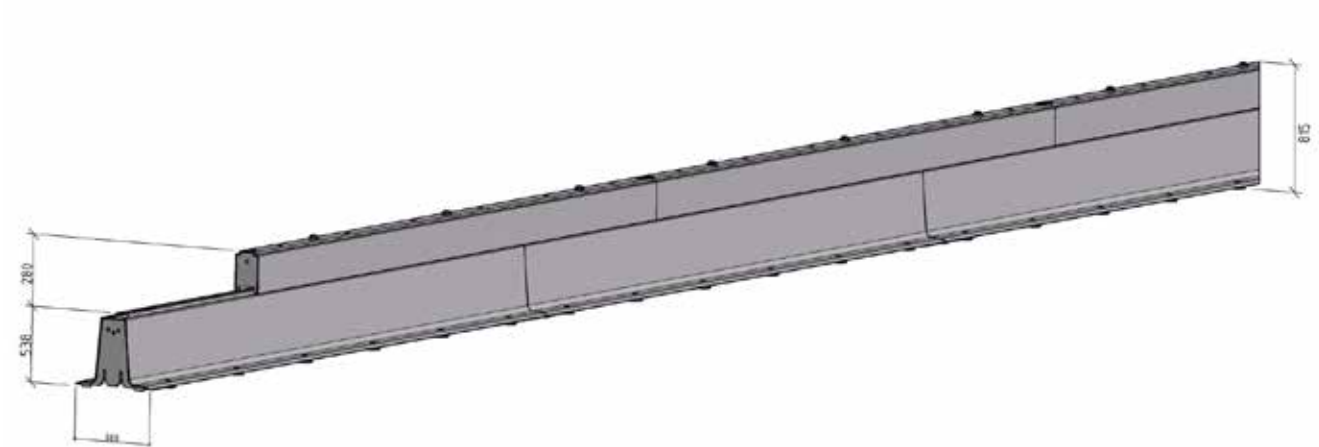


DUO-RAIL® Construction

Innovative modular design

The system DUO-RAIL® consists of basic elements that can be interlinked quickly due to an integrated quick connector system.

By installing the top sections of the DUO-RAIL® barrier the performance level is increased quickly and easily allowing for a multitude of applications all within one system.



Design we approached

- ▶ Mobile steel barrier with closed surface and accessible base
- ▶ Special design allows for unrestricted drainage flow
- ▶ Optimized overall width considering all security-relevant aspects in two-way traffic situations
- ▶ Modular design

Performance we reached

- ▶ Meets the requirements for temporary as well as permanent road safety systems
- ▶ Little to no damages, even if impacted by heavy vehicles
- ▶ No anchorage of start / end terminals that could affect the system's performance

Advantages you get

- ▶ Ideal for temporary and permanent applications
- ▶ Highest flexibility in terms of construction site management
- ▶ Quick assembling performance due to innovative quick connector mechanism
- ▶ High transport capacity due to optimized loading quantities
- ▶ Improved warehouse logistics due to modular design
- ▶ Low maintenance due to sustainable system structure

DUO-RAIL® Overview

DUO-RAIL®

Construction level K

Temporary protection at road construction sites



DUO-RAIL®

Construction level KA

Permanent safety barrier especially for highway medians



DUO-RAIL®

Construction level KAV

A sliding system with a special fixing rail avoids that the anchorage is affected in case of impact.



DUO-RAIL®

Construction level KAB

With additional loads inside the basic elements



DUO-RAIL® Construction levels

Construction level	Containment level	Working width level	ASI	Dynamic deflection (normalized)	Weight per m	Working width incl. planning-relevant width	
	T1	W2 (0,8m)	A (0,3)	0,2m (0,2m)	70,1 kg	0,80- 0,27 = 0,53m W1	
	T2	W3 (1,0m)	A (0,6)	0,4m (0,4m)	70,1 kg	1,00- 0,27 = 0,73m W2	
	T3	W4 (1,1m)	A (0,3)	0,5m (0,5m)	70,1 kg	1,10- 0,27 = 0,83m W2	
	T1	W2 (0,7m)	A (0,4)	0,1m (0,1m)	152,1 kg	0,70- 0,27 = 0,43m W1	
	T3	W4 (1,2m)	A (0,4)	0,6m (0,5m)	152,1 kg	1,20- 0,27 = 0,93m W3	
	KA	H1	W6 (2,05m)	B (1,3)	1,45m	90,1 kg	2,00- 0,27 = 1,73m W5
	KAV	H2	W3 (0,9)	B (1,3)	0,8 m	94,00 kg	0,90- 0,27 = 0,63m W2
	N2	W4 (1,3m)	B (1,3)	0,8m (0,7m)	172,1 kg	1,30- 0,27 = 1,03m W3	
	H1	W5 (1,6m)	B (1,3)	1,0m (1,0m)	172,1 kg	1,60- 0,27 = 1,33m W4	
	H2	W7 (2,4m)	B (1,3)	1,8m (1,8m)	172,1 kg	2,40- 0,27 = 2,13m W6	

All versions are tested according to DIN EN 1317-2.



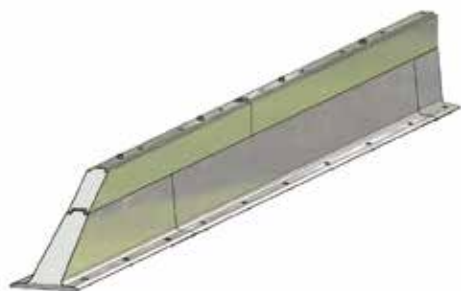
DUO-RAIL® Constructions

The modular system DUO-RAIL® consists of 5,85 m long basic elements (construction level K), 5,85 m long top sections (construction level KA / KAV) and additional loads (construction level KAB).

Adequate transitions from one level to another or to other systems, terminals, dilatation and angle elements complete the range of this versatile system. Special solutions can be developed on demand.



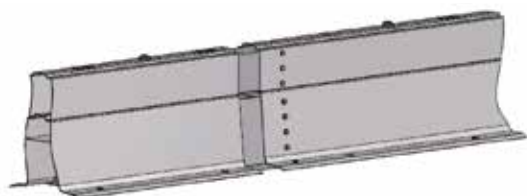
Start / end terminal K



Start / end terminal KA



Transition K to KA/KAV



Dilatation element



Angle element



MEISER Straßenausstattung GmbH
Edmund Meiser Straße 3
D-66839 Schmelz-Limbach



+49 6887 / 9590 100



+49 6887 / 9590 188



strassenausstattung@meiser.de



strassenausstattung.meiser.de/en/

